



# Yali Plus

ELECTRIC RADIATOR

## Classic European Style

Yali Plus, the evolution of our iconic oil-filled electric radiator, blends elegance, intelligent features, and unparalleled build quality with a revamped control interface.

Retaining the original steel radiator body, sizing choices, and comforting radiant warmth, Yali Plus now boasts an expanded backlit screen, cutting-edge Zigbee 3.0 smart home capabilities, and flawless integration by smart-phone app when paired with the Unisenza+ Smart Gateway.

### H300 RADIATORS



300mm high panels are low and long. Perfect for placing along hallways or under windows and countertops.

MODEL	SKU	WATTS	AMPS	HEIGHT (MM)	LENGTH (MM)	WEIGHT (KG)
250W / H300 x L400 / Single	FE7110300401A4U0	250	1.1	300	400	7.7
500W / H300 x L500 / Double	FE7210300501A4U0	500	2.2	300	500	12.0
500W / H300 x L800 / Single	FE7110300801A4U0	500	2.2	300	800	11.4
750W / H300 x L800 / Double	FE7210300801A4U0	750	3.3	300	800	16.9
1000W / H300 x L1000 / Double	FE7210301001A4U0	1000	4.3	300	1000	20.5
1250W / H300 x L1300 / Double	FE7210301301A4U0	1250	5.4	300	1300	26.5
1500W / H300 x L1600 / Double	FE7210301601A4U0	1500	6.5	300	1600	31.5
2000W / H300 x L2000 / Double	FE7210302001A4U0	2000	8.7	300	2000	38.5

### H500 RADIATORS



500mm high panels are taller and less wide. Ideal for rooms where wall space is at a premium.

MODEL	SKU	WATTS	AMPS	HEIGHT (MM)	LENGTH (MM)	WEIGHT (KG)
500W / H500 x L400 / Double	FE7210500401A4U0	500	2.2	500	400	14.6
750W / H500 x L500 / Double	FE7210500501A4U0	750	3.3	500	500	17.0
1000W / H500 x L650 / Double	FE7210500651A4U0	1000	4.3	500	650	21.5
1250W / H500 x L800 / Double	FE7210500801A4U0	1250	5.4	500	800	24.6
1500W / H500 x L950 / Double	FE7210500951A4U0	1500	6.5	500	950	31.0
2000W / H500 x L1250 / Double	FE7210501251A4U0	2000	8.7	500	1250	38.6

# Plus Series Specifications

MATERIAL	Made from cold rolled, fully recyclable steel of the highest quality.  Filled with non-toxic, biodegradable vegetable oil
COLOUR	Hard-wearing white epoxy paint (RAL 9016).
CHILD SAFETY	Control panel with child lock function  Max radiator surface temperature can be lowered to 75°C or 60°C (will result in reduction of maximum heat output).
INCLUDED IN PACKAGE	Monclac wall brackets and screws for fixed installation
PANEL OPTIONS	Single (11), Double (21)
SPLASH RATING	IP44 when installed with wallbox splash cover (required for compliance)
WARRANTY	10 years warranty on radiator body  2 years warranty on electronics
THERMOSTAT FEATURES	Advanced digital thermostat with precision temperature control.  Central control by smartphone when combined with Unisenza+  Smart Gateway and Purmo Unisenza App  Weekly program can be individually adjusted in each radiator.  Adaptive start with timer function.  Open window function.

# Optional Accessories




**UNISENZA+ SMART HOME GATEWAY**

Connect the gateway to your Wi-Fi router and enjoy full central control of your radiators via th new Unisenza+ smartphone app, Google Home or Amazon Alexa. You can configure zones, set schedules and monitor your energy usage.



**RADIATOR HARDWIRING KIT**

This kit simplifies the process of professionally hardwiring radiators. An electrician mounts the wall box behind the radiator and wires it through the wall. Features a splash guard to preserve the radiator's IP44 rating, and a replacement plug for connecting the radiator the wall box.



**90° DEGREE DISPLAY ADAPTOR**

The 90° Adaptor allows the display to be rotated by 90 degrees on Plus Series radiators. This makes it possible to turn the display so that it faces forward, a handy accessory for installations near walls.



**RADIATOR DRYING BAR**

Simplify laundry days with our Radiator Drying Bar. Compatible with our Plus Series and Kaba radiators. The steel bar easily clips onto your radiator, adding a convenient rail for quick drying of clothes and towels. Available in 3 lengths with adjustable brackets.

# Panel Configurations

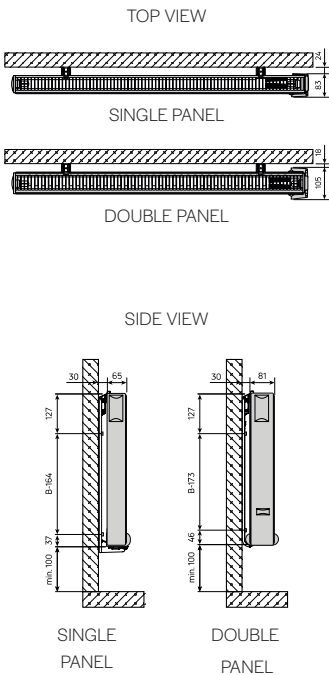
Plus Series radiators are available in double and single panel configurations

## SINGLE PANEL RADIATORS

These have a slim design (95mm depth from wall), due to having single oil-filled panel, and a convection plate at the back. They're great for areas where space it at a premium, such as hallways, bathrooms or under desks.

## DOUBLE PANEL RADIATORS

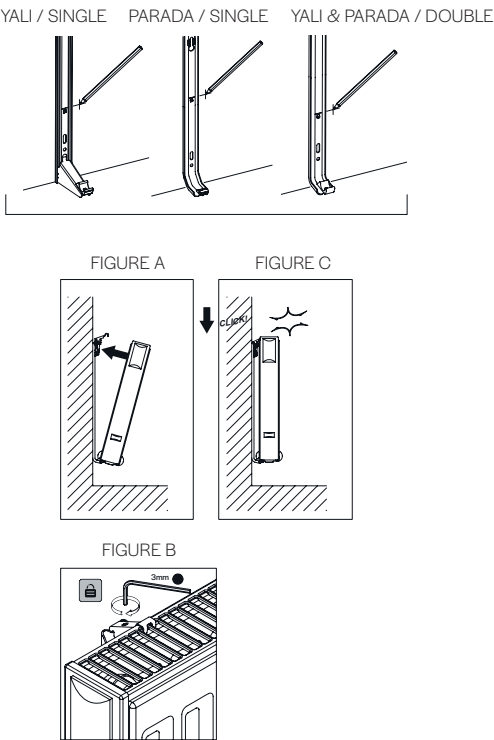
These have a second oil-filled panel instead of a convection plate. They're 16mm thicker than single panel radiators (111mm depth from wall). This allows you to fit more heating capacity in less wall space, ideal for rooms with more demanding heating needs.



# Installation

Installation of Plus Series electric radiators is simple

- Two brackets are screwed into the wall. Bracket design varies based on the selected model. (FIGURE A)
- For plaster walls, brackets should be screwed into a stud due to the weight of the radiators.
- The radiator is placed onto the bracket feet. (FIGURE B)
- The top clip is then clicked into place along the radiator top grill (FIGURE C) and tightened with an Allen key.
- Brackets can be secured at any point along the length of the radiator, provided the radiator is appropriately balanced.



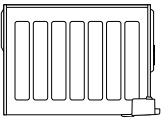




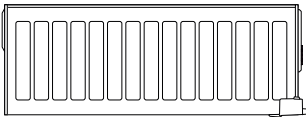
# Solutions for Every Space

With 14 different sizes - there's a Purmo Plus radiator that's right for every space. Start simple with one or two radiators, or fit out your whole home.

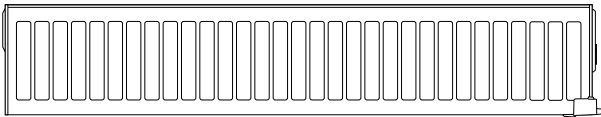
The choice is yours.



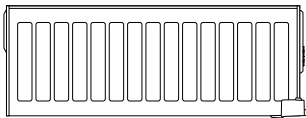
250W / H300 x L400 / Single



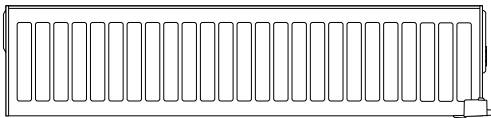
500W / H300 x L800 / Single



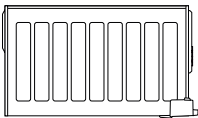
1500W / H300 x L1600 / Double



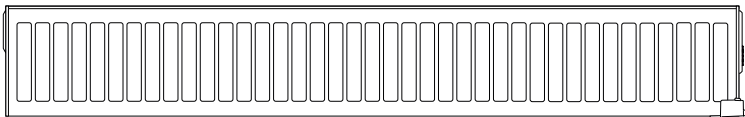
750W / H300 x L800 / Double



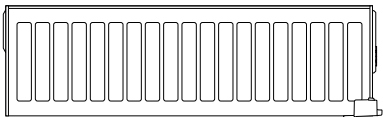
1250W / H300 x L1300 / Double



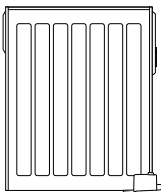
500W / H300 x L500 / Double



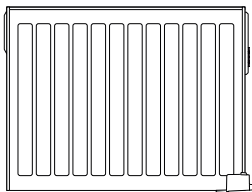
2000W / H300 x L2000 / Double



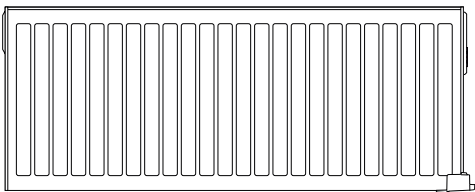
1000W / H300 x L1000 / Double



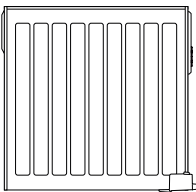
500W / H500 x L400 / Double



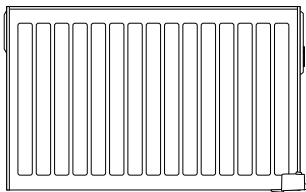
1000W / H500 x L650 / Double



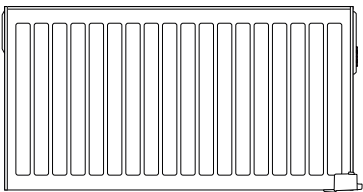
2000W / H500 x L1250 / Double



750W / H500 x L500 / Double



1250W / H500 x L800 / Double



1500W / H500 x L950 / Double